



XIII GSS OF EUROPE BASKETBALL WOMEN CYPRUS 2009 1-6 JUNE DAY 3 - JUNE 5 ELEFThERIA IND.HALL NICOSIA  
Match No 5

MALTA 48 - 45 LUXEMBOURG

68% 17 / 25 <1> 13 / 24 54%  
28% 14 / 49 <2> 7 / 30 23%  
10% 1 / 10 <3> 6 / 35 17%

4/9 FAST BREAKS 3/6

20 FOULS 21

period A 20 - 12 46 REBOUNDS 63  
period B 6 - 10 4 ASSISTS 11  
period C 9 - 15 18 TURNOVERS 22  
period D 13 - 8 14 STEALS 10  
3 BLOCKS 2

MALTA	Points	Free Throws	2-pnt Goal	3-pnt Goal	TF Pr On Of	Defv Offv	T/ov	Ast	Stl	ForAg	Eval.	Time	fouls - On			rbnds		Block index -			
													bench	0	4	0	0	0	0	0	0
team													30	16	18+0	4	14	3	2	0.225	200:0
FINAL SCORE	48	17/25	68%	14/49	28%	1/10	10%	0	20	20	1	30	16	18+0	4	14	3	2	0.225	200:0	
PERIOD C	35	10/16	62%	11/38	28%	1/7	14%	0	14	13	0	24	13	15+0	3	8	2	2			
HALF TIME / PERIOD B	26	7/12	58%	8/23	34%	1/5	20%	0	10	8	0	17	8	9+0	2	5	2	2			
PERIOD A	20	3/5	60%	7/12	58%	1/3	33%	0	3	3	0	8	3	2+0	2	1	2	0			
4 * ELLUL Loretta	4	1/2	50%	0/5	0%	1/5	20%	0	3	2	0	1	1	5+0	1	2	0	0		36:20	
5 SCIORTINO Ananda	0	0/0		0/0		0/0		0	0	0	0	0	0	0+0	0	0	0	0		02:10	
6 GRIMA Christina	0	0/0		0/1	0%	0/0		0	1	0	0	2	0	3+0	1	1	0	0		11:03	
7 CARDONA Joselle Pia	2	2/2	100%	0/2	0%	0/0		0	1	1	0	0	0	0+0	0	0	0	0		08:51	
8 * BRINCAT THORESEN R.	23	9/14	64%	7/13	53%	0/1	0%	0	2	12	0	7	3	2+0	0	6	0	0	0.625	40:00	
9 DESIRA Maria	0	0/0		0/0		0/0		0	0	0	0	0	0	0+0	0	0	0	0		00:00	
10 * VELLA Ashleigh	10	2/4	50%	4/11	36%	0/1	0%	0	3	3	1	5	4	3+0	0	1	0	2	0.242	28:59	
11 * MICALLEF Kirsten Fae	2	2/2	100%	0/1	0%	0/3	0%	0	3	1	0	5	1	1+0	1	2	0	0	0.207	28:57	
12 SCIBERRAS Leanne	0	0/0		0/1	0%	0/0		0	1	0	0	1	0	0+0	0	0	0	0		03:40	
13 AGIUS Kaila	0	0/0		0/0		0/0		0	0	0	0	0	0	0+0	0	0	0	0		00:00	
14 * GRIMA Josephine	7	1/1	100%	3/14	21%	0/0		0	4	1	0	5	7	3+0	1	1	3	0	0.292	34:18	
15 FENECH Caroline Anne	0	0/0		0/1	0%	0/0		0	2	0	0	0	0	1+0	0	1	0	0		05:42	






\* Starter fast breaks 4 / 9 0 TF c: COPPA Santino

LUXEMBOURG	Points	Free Throws	2-pnt Goal	3-pnt Goal	TF Pr On Of	Defv Offv	T/ov	Ast	Stl	ForAg	Eval.	Time	fouls - On			rbnds		Block index -			
													bench	0	1	2	0	0	0	0	0
team													35	28	22+5	11	10	2	3	0.230	200:0
FINAL SCORE	45	13/24	54%	7/30	23%	6/35	17%	0	21	19	1	35	28	22+5	11	10	2	3	0.230	200:0	
PERIOD C	37	10/18	55%	6/22	27%	5/28	17%	0	13	13	1	26	19	14+0	10	8	2	2			
HALF TIME / PERIOD B	22	5/12	41%	4/15	26%	3/21	14%	0	8	9	1	15	16	8+0	7	5	2	2			
PERIOD A	12	1/2	50%	4/10	40%	1/11	9%	0	3	3	0	6	9	3+0	5	2	0	2			
4 * HETTING Lisy	10	2/4	50%	1/3	33%	2/11	18%	0	1	3	0	7	4	6+0	3	4	0	0	0.294	30:39	
5 SCHREINER Jo	0	0/0		0/0		0/0		0	0	0	0	0	0	0+0	0	0	0	0		00:00	
6 * MOSSONG Nadia	11	5/10	50%	0/5	0%	2/9	22%	0	3	10	0	13	7	4+0	4	3	0	1	0.443	38:24	
7 LUDIVIG Anne	8	0/0		1/2	50%	2/3	66%	0	4	0	0	2	2	2+0	1	0	0	0	0.478	18:50	
8 * WAGNER Anouk	0	0/0		0/1	0%	0/3	0%	0	1	0	0	1	0	2+0	2	0	0	0		12:19	
9 SCHREINER Lynn	0	0/0		0/0		0/6	0%	0	0	0	0	0	1	1+0	1	0	0	0		10:17	
10 DIEDERICH Laure	2	0/0		1/1	100%	0/1	0%	0	0	0	0	2	0	1+0	0	1	0	0	0.404	07:26	
11 CLAES Kaatje	1	1/2	50%	0/1	0%	0/0		0	3	1	0	2	2	1+1	0	0	0	0	0.245	08:09	
12 MARCUS Noemie	0	0/0		0/0		0/1	0%	0	3	0	0	1	2	0+0	0	0	0	0	0.253	07:55	
13 WEYNANDT Michele	0	0/0		0/1	0%	0/0		0	0	0	0	0	1	0+0	0	0	0	0		02:30	
14 * HETTING Tessy	3	3/6	50%	0/7	0%	0/1	0%	0	4	4	0	2	5	3+3	0	0	0	0		35:15	
15 * ORBAN Michele	10	2/2	100%	4/9	44%	0/0		0	2	1	1	4	2	2+1	0	2	2	2	0.460	28:16	

\* Starter fast breaks 3 / 6 0 TF c: PAAR Hermann

INDEX = ( POINTS - MISSED SHOTS + REBOUNDS + ASSISTS + STEALS + BLOCKS - T/OVERS ) / TIME PLAYED ( 7 mins minimum play)

GALANIS SPORTS DATA +30-210-6770901

<b>TOP INSTITUTIONAL SPONSOR</b> 	<b>INSTITUTIONAL SPONSORS</b>    	
<b>GOLD</b>   	<b>SILVER</b> 	<b>BRONZE</b>  